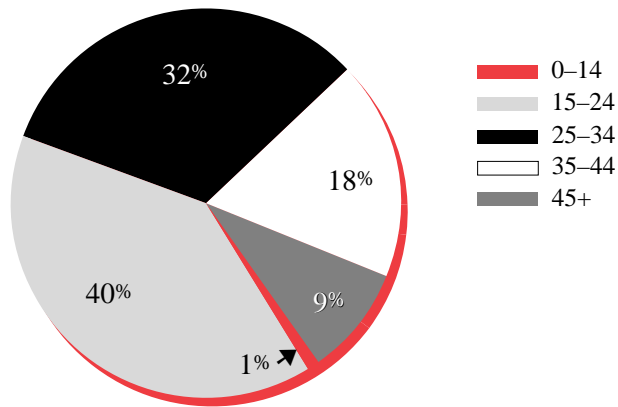


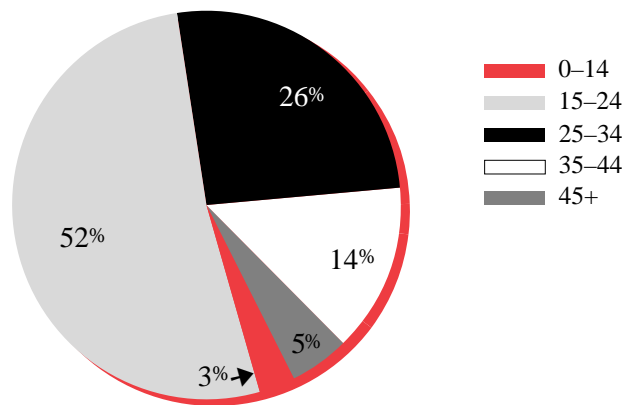
# Firearm Assaults and Homicides



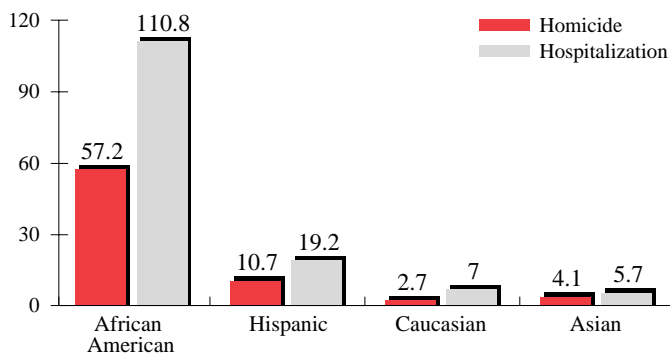
**Age Distribution of Firearm-Related Homicides**  
Contra Costa, 1993–1997



**Age Distribution of Firearm-Assault Hospitalizations**  
Contra Costa, 1993–1997



**Rate of Firearm Homicides and Firearm-Assault Hospitalizations by Race**  
Contra Costa, 1993–1997



Communities  
that are  
safe and  
provide a  
high quality  
of life